Elementi rettilinei chiusi ad alette ribordate
Closed straight elements with bordered flanges

*Materiali / *Materials*	
SE	Zincatura a caldo "SENDZIMIR" - *Zinc coating "SENDZIMIR"*
ZC	Acciaio zincato a caldo dopo lavorazione - *HDG*
04	Acciaio AISI 304L - *Stainless Steel AISI 304L*
16	Acciaio AISI 316L - *Stainless Steel AISI 316L*

CLASSIFIED UL

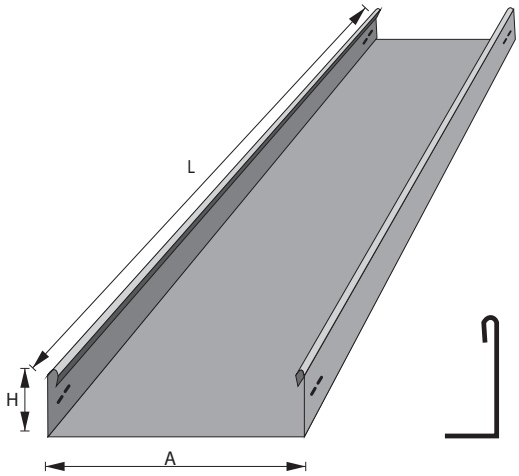

FC



Codice *Code*			Dimensioni *Dimensions*			Spessore *Thickness*	Peso *Weight*
Gruppo *Group*	Materiale* *Material*	Tipo *Type*	A (mm)	H (mm)	L (mm)	(mm)	(Kg/mt)
FC	ZC	RET	100	50	3000	1,5	2,80
FC	ZC	RET	100	75	3000	1,5	3,30
FC	ZC	RET	200	50	3000	1,5	4,00
FC	ZC	RET	200	75	3000	1,5	4,70
FC	ZC	RET	200	100	3000	1,5	5,30
FC	ZC	RET	300	50	3000	1,5	5,30
FC	ZC	RET	300	75	3000	1,5	5,90
FC	ZC	RET	300	100	3000	1,5	6,50
FC	ZC	RET	450	75	3000	1,5	7,70
FC	ZC	RET	450	100	3000	1,5	8,35
FC	ZC	RET	500	75	3000	1,5	8,30
FC	ZC	RET	500	100	3000	1,5	9,00
FC	ZC	RET	600	75	3000	1,5	9,60
FC	ZC	RET	600	100	3000	1,5	10,20

A richiesta altre dimensioni di larghezza, altezza, alette, spessori e lunghezza (Max mm 4000)
On request cable trays are supplied with different dimensions of width, height, flanges, thicknesses and length (Max mm 4000)

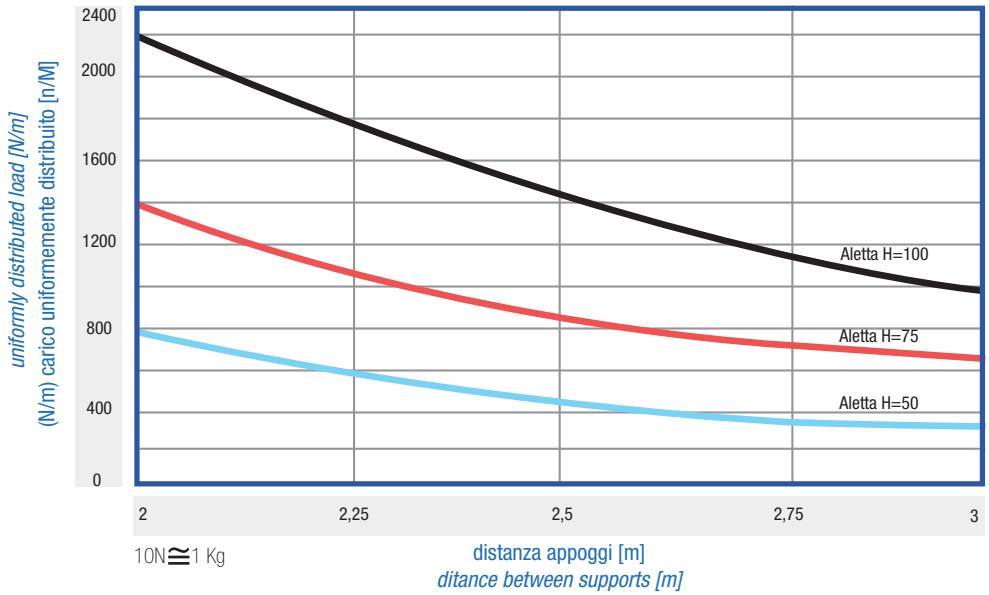

Diagramma indicativo di carico massimo uniformemente distribuito con freccia in mezzeria non superiore a 1/150 della distanza tra gli appoggi.
Approximate max uniformly distribuited load curve with arrow measured on the center line no more than 1/150 of distance between the supports.