

PLANE COVERS (CR)							
CODE			DIMENSIONS (mm)			THICKNESS (mm)	WEIGHT (Kg/mt)
GROUP	MATERIAL	TYPE	A	H	L		
CR	ZC	RET	50	20	3000	1	0,75
CR	ZC	RET	100	20	3000	1	1,15
CR	ZC	RET	150	20	3000	1	1,60
CR	ZC	RET	200	20	3000	1	2,00
CR	ZC	RET	300	20	3000	1	2,80
CR	ZC	RET	400	20	3000	1	3,60
CR	ZC	RET	450	20	3000	1	4,10
CR	ZC	RET	500	20	3000	1	4,55
CR	ZC	RET	600	20	3000	1	5,35

On request covers are supplied with different dimensions of width, flanges, height, thickness

MATERIALS	
SE	ZINC COATING "SENDZIMIR"
ZC	HDG
04	STAINLESS STEEL AISI 304L
16	STAINLESS STEEL AISI 316L



FLOWING COVERS (CS)							
CODE			DIMENSIONS (mm)			THICKNESS (mm)	WEIGHT (Kg/mt)
GROUP	MATERIAL	TYPE	A	H	L		
CS	ZC	RET	100	20	3000	1	1,30
CS	ZC	RET	150	20	3000	1	1,70
CS	ZC	RET	200	20	3000	1	2,20
CS	ZC	RET	300	20	3000	1	3,00
CS	ZC	RET	400	20	3000	1	3,90
CS	ZC	RET	450	20	3000	1	4,30
CS	ZC	RET	500	20	3000	1	4,80
CS	ZC	RET	600	20	3000	1	5,60

On request covers are supplied with different dimensions of width, flanges, height, thickness

MATERIALS	
SE	ZINC COATING "SENDZIMIR"
ZC	HDG
04	STAINLESS STEEL AISI 304L
16	STAINLESS STEEL AISI 316L



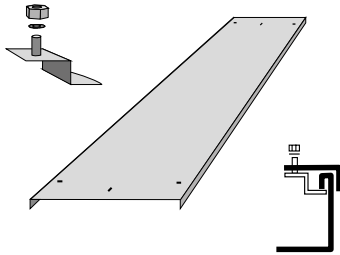
VENTILATED COVERS (CV)							
CODE			DIMENSIONS (mm)			THICKNESS (mm)	WEIGHT (Kg/mt)
GROUP	MATERIAL	TYPE	A	H	L		
CV	ZC	RET	100	20	3000	1	1,15
CV	ZC	RET	150	20	3000	1	1,60
CV	ZC	RET	200	20	3000	1	2,00
CV	ZC	RET	300	20	3000	1	2,80
CV	ZC	RET	400	20	3000	1	3,60
CV	ZC	RET	450	20	3000	1	4,10
CV	ZC	RET	500	20	3000	1	4,55
CV	ZC	RET	600	20	3000	1	5,35

On request covers are supplied with different dimensions of width, flanges, height, thickness

MATERIALS	
SE	ZINC COATING "SENDZIMIR"
ZC	HDG
04	STAINLESS STEEL AISI 304L
16	STAINLESS STEEL AISI 316L



Covers and fixing clips

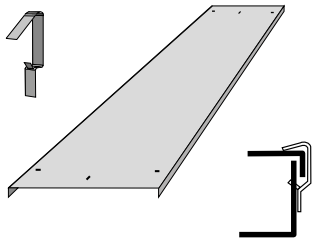


PLANE COVER CLAMPING SYSTEM			
CODE			FOR FLANGES H (mm)
GROUP	MATERIAL	TYPE	
AC	04	DCI	000000 0000 00
AC	16	DCI	000000 0000 00
AC	GE	DCI	000000 0000 00

MATERIALS	
GE	GEOMET
04	STAINLESS STEEL AISI 304L
16	STAINLESS STEEL AISI 316L



Suitable for clamping plane and ventilated cover on cable trays type AR-FC-PK

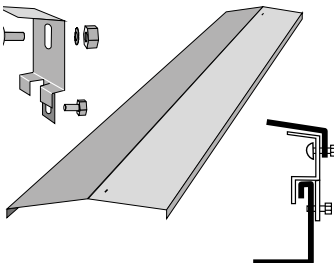


PLANE COVER CLAMPING SYSTEM			
CODE			FOR FLANGES H (mm)
GROUP	MATERIAL	TYPE	
AC	04	CX	050000 0000 00
AC	04	CX	075000 0000 00
AC	04	CX	010000 0000 00
AC	16	CX	050000 0000 00
AC	16	CX	075000 0000 00
AC	16	CX	010000 0000 00
AC	ZC	CX	050000 0000 00
AC	ZC	CX	075000 0000 00
AC	ZC	CX	010000 0000 00
AC	SE	CX	050000 0000 00
AC	SE	CX	075000 0000 00
AC	SE	CX	010000 0000 00

MATERIALS	
SE	ZINC COATING "SENDZIMIR"
ZC	HDG
04	STAINLESS STEEL AISI 304L
16	STAINLESS STEEL AISI 316L



Suitable for clamping the plane cover on cable trays type PS

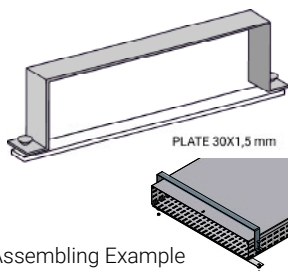


FLOWING COVER CLAMPING SYSTEM			
CODE			FOR FLANGES H (mm)
GROUP	MATERIAL	TYPE	
AC	ZC	SCS	000000 0000 00
AC	04	SCS	000000 0000 00
AC	16	SCS	000000 0000 00

MATERIALS	
ZC	HDG
04	STAINLESS STEEL AISI 304L
16	STAINLESS STEEL AISI 316L



Suitable for clamping the flowing cover on cable trays type AR-FC-PK



OMEGA SECURITY CLAMP			
CODE			FOR FLANGES H (mm)
GROUP	MATERIAL	TYPE	
AC	04	OME	000000 0000 00*
AC	16	OME	000000 0000 00*

MATERIALS	
04	STAINLESS STEEL AISI 304L
16	STAINLESS STEEL AISI 316L



Assembling Example

*Customer has to indicate width and height dimensions according to the cable trays required